



Emergency Medical Services Committee
Tuesday, March 11, 2025
Agenda

Call to Order

Check for Quorum

Welcome Mayor's Emerging Leaders

Public Comments – Limited to Agenda Items

Approval of Minutes: February 11, 2025

Agenda:

- Maintenance Report
- Response Report
- Financial Report
- FY26 Budget

Other Business:

Next Meeting: April 8, 2025

Adjourn:

EMS Maintenance Report

For the Month February

2025

(5797GC) 2016 E-450 #81 VIN# 1FDXE4FS6GDC37932					
Date	Aug. Mileage	Sept. Mileage	Description of Work Performed	Total Cost	Total this FY
			Remounted as Permit #14		
			Total Monthly Cost:	\$0.00	\$104.02
(0388GE) 2017 E-450 #82 VIN# 1FDXE4FS8HDC21250					
Date	July Mileage	Aug. Mileage	Description of Work Performed	Total Cost	Total this FY
			Remounted as Permit #13		
			Total Monthly Cost:	\$0.00	\$502.49
(7693GE) 2018 E-450 #85 VIN# 1FDXE4FSXJDC05380					
Date	Sept. Mileage	Oct. Mileage	Description of Work Performed	Total Cost	Total this FY
			Remounted as Permit #15		
			Total Monthly Cost:	\$0.00	\$151.99
(7692GE) 2018 E-450 #86 VIN# 1FDXE4FS1JDC05378					
Date	Nov. Mileage	Dec. Mileage	Description of Work Performed	Total Cost	Total this FY
			OOS @ Select Tech/In remount process. Will be Permit #16		
			Total Monthly Cost:	\$0.00	\$558.38
(2704GF) 2018 E-450 #89 VIN# 1FDXE4FS1JDC14873					
Date	Dec. Mileage	Jan. Mileage	Description of Work Performed	Total Cost	Total this FY
1/23/2025			Annual Mechanical Inspection	\$25.00	
			OOS @ Select Tech/In remount process. Will be Permit #17		
			Total Monthly Cost:	\$25.00	\$209.71
(2707GF) 2018 E-450 #90 VIN# 1FDXE4FS5JDC14875					
Date	Jan. Mileage	Feb. Mileage	Description of Work Performed	Total Cost	Total this FY
1/23/2025	125,405	125,405	Annual Mechanical Inspection	\$25.00	
			Total Monthly Cost:	\$25.00	\$191.03
(2706GF) 2018 E-450 #91 VIN# 1FDXE4FS4JDC19484					
Date	Jan. Mileage	Feb. Mileage	Description of Work Performed	Total Cost	Total this FY
1/23/2025	163,897	163,987	Annual Mechanical Inspection	\$25.00	
			Total Monthly Cost:	\$25.00	\$260.28
(2705GF) 2018 E-450 #92 VIN# 1FDXE4FSXJDC14872					

EMS Maintenance Report

For the Month February

2025

Date	Jan. Mileage	Feb. Mileage	Description of Work Performed	Total Cost	Total this FY
1/24/2025	111,548	111,966	Annual Mechanical Inspection	\$25.00	
			Total Monthly Cost:	\$25.00	\$251.69
(5658GG) 2020 F-450 #95 VIN# 1FDUF4GN9LDA05876					
Date	Jan. Mileage	Feb. Mileage	Description of Work Performed	Total Cost	Total this FY
1/23/2025	82,403	82,422	Annual Mechanical Inspection	\$25.00	
			Total Monthly Cost:	\$25.00	\$1,722.38
(5674GG) 2020 F-450 #96 VIN# 1FDUF4GN3LDA07073					
Date	Jan. Mileage	Feb. Mileage	Description of Work Performed	Total Cost	Total this FY
1/24/2025	96,106	97,075	Annual Mechanical Inspection	\$25.00	
2/18/2025			Dismount/Mount/Balance tire x 1	\$30.00	
			Total Monthly Cost:	\$55.00	\$1,334.80
(5672GG) 2020 F-450 #97 VIN# 1FDUF4GN5LDA07074					
Date	Jan. Mileage	Feb. Mileage	Description of Work Performed	Total Cost	Total this FY
1/24/2025	123,409	123,409	Annual Mechanical Inspection	\$25.00	
			Total Monthly Cost:	\$25.00	\$4,980.03
(5673GG) 2020 F-450 #98 VIN# 1FDUF4GN1LDA07072					
Date	Jan. Mileage	Feb. Mileage	Description of Work Performed	Total Cost	Total this FY
1/24/2025	141,703	142,834	Annual Mechanical Inspection	\$25.00	
			Total Monthly Cost:	\$25.00	\$1,491.21
(7235GG) 2020 F-450 #99 VIN# 1FDUF4GNXLDA11668					
Date	Jan. Mileage	Feb. Mileage	Description of Work Performed	Total Cost	Total this FY
1/23/2025	128,314	128,359	Annual Mechanical Inspection	\$25.00	
			Total Monthly Cost:	\$25.00	\$3,324.31
(7236GG) 2020 F-450 #01 VIN# 1FDUF4GN1LDA11669					
Date	Jan. Mileage	Feb. Mileage	Description of Work Performed	Total Cost	Total this FY
1/23/2025	89,478	90,697	Annual Mechanical Inspection	\$25.00	
			Total Monthly Cost:	\$25.00	\$14,201.99
(3681GH) 2022 F-450 #02 VIN# 1FDUF4GN7NDA01540					
Date	Jan. Mileage	Feb. Mileage	Description of Work Performed	Total Cost	Total this FY

EMS Maintenance Report

For the Month February

2025

1/23/2025	69,183	70,873	Annual Mechanical Inspection	\$25.00	
			Total Monthly Cost:	\$25.00	\$513.25
(3693GH) 2022 F-450 #03 VIN# 1FDUF4GN9NDA01541					
Date	Jan. Mileage	Feb. Mileage	Description of Work Performed	Total Cost	Total this FY
1/23/2025	75,096	76,882	Annual Mechanical Inspection	\$25.00	
1/31/2025			Service, Inspection and rear pads replaced	\$209.85	
			Total Monthly Cost:	\$234.85	\$2,202.41
(7783GH) 2022 F-450 #04 VIN# 1FDUF4GN8NDA16502					
Date	Jan. Mileage	Feb. Mileage	Description of Work Performed	Total Cost	Total this FY
1/23/2025	59,816	62,151	Annual Mechanical Inspection	\$25.00	
2/4/2025			Service, Inspection and drive belt replaced	\$131.19	
			Total Monthly Cost:	\$156.19	\$412.67
(9360GH) 2022 F-450 #05 VIN# 1FDUF4GNXNDA16503					
Date	Jan. Mileage	Feb. Mileage	Description of Work Performed	Total Cost	Total this FY
1/24/2025	79,266	82,517	Annual Mechanical Inspection	\$25.00	
1/24/2025			Serviced & Inspected	\$82.31	
1/28/2025			Rear brake pads and left rear rotor replaced	\$370.97	
			Total Monthly Cost:	\$478.28	\$2,585.27
(9398GH) 2022 F-450 #06 VIN# 1FDUF4GN1NDA16504					
Date	Jan. Mileage	Feb. Mileage	Description of Work Performed	Total Cost	Total this FY
1/24/2025	58,714	57,450	Annual Mechanical Inspection	\$25.00	
			Total Monthly Cost:	\$25.00	\$7,936.35
(9409GH) 2022 F-450 #07 VIN# 1FDUF4GN3NDA16505					
Date	Jan. Mileage	Feb. Mileage	Description of Work Performed	Total Cost	Total this FY
1/24/2025	33,591	34,343	Annual Mechanical Inspection	\$25.00	
			Total Monthly Cost:	\$25.00	\$595.42
(7694-GE) 2023 F-450 #08 VIN# 1FDUF4GNXPED04633					
Date	Jan. Mileage	Feb. Mileage	Description of Work Performed	Total Cost	Total this FY
1/24/2025	9,133	10,138	Annual Mechanical Inspection	\$25.00	
			Total Monthly Cost:	\$25.00	\$90.00

**EMS Maintenance Report
For the Month February
2025**

(7691-GE) 2023 F-450 #09 VIN# 1FDUF4GN1PED04634					
Date	Jan. Mileage	Feb. Mileage	Description of Work Performed	Total Cost	Total this FY
1/23/2025	15,800	17,601	Annual Mechanical Inspection	\$25.00	
			Total Monthly Cost:	\$25.00	\$102.50
(0343-GE) 2023 F-450 #10 VIN# 1FDUF4GN3PED04635					
Date	Jan. Mileage	Feb. Mileage	Description of Work Performed	Total Cost	Total this FY
1/24/2025	10,082	11,955	Annual Mechanical Inspection	\$25.00	
			Total Monthly Cost:	\$25.00	\$25.00
(0342-GE) 2023 F-450 #11 VIN# 1FDUF4GN5PED04636					
Date	Jan. Mileage	Feb. Mileage	Description of Work Performed	Total Cost	Total this FY
1/23/2024	11,390	13,407	Annual Mechanical Inspection	\$25.00	
1/31/2025			Serviced & Inspected	\$77.50	
			Description of Work Performed	\$102.50	\$449.89
(5798-GC) 2023 F-450 #12 VIN# 1FDUF4GN7PED04637					
Date	Jan. Mileage	Feb. Mileage	Description of Work Performed	Total Cost	Total this FY
	6,235	9,651			
			Total Monthly Cost:	\$0.00	\$316.76
(0388GE) 2023 F-450 #13 VIN# 1FDUF4GN9PDA18004					
Date	Jan. Mileage	Feb. Mileage	Description of Work Performed	Total Cost	Total this FY
	5,497	8,177			
			Total Monthly Cost:	\$0.00	\$12.50
(5797GC) 2023 F-450 #14 VIN# 1FDUF4GN7PDA18244					
Date	Jan. Mileage	Feb. Mileage	Description of Work Performed	Total Cost	Total this FY
	1,204	4,424			
			Total Monthly Cost:	\$0.00	\$0.00
(7693GE) 2023 F-450 #15 VIN# 1FDUF4GN7PDA18261					
Date	Jan. Mileage	Feb. Mileage	Description of Work Performed	Total Cost	Total this FY
	151	1,104			
			Total Monthly Cost:	\$0.00	\$0.00
SORT 2 UNIT (GX1067) 2006 F-650 VIN# 3FRNF66F26V317882					

EMS Maintenance Report

For the Month February

2025

Date	Jan. Mileage	Feb. Mileage	Description of Work Performed	Total Cost	Total this FY
	167,987	167,987			
			Total Monthly Cost:	\$0.00	\$642.23
ERT2 (GR1689) 1995 INTL. VIN# 1HTSLAAM6SH659442					
Date	Jan. Mileage	Feb. Mileage	Description of Work Performed	Total Cost	Total this FY
	134,326	134,326			
			Total Monthly Cost:	\$0.00	\$0.00
ERT3 (GR1635) 1996 INTL. VIN# 1HTSLAAM3SH218769 SORT 3 UNIT					
Date	Jan. Mileage	Feb. Mileage	Description of Work Performed	Total Cost	Total this FY
	144,558	144,558			
			Total Monthly Cost:	\$0.00	\$0.00
(GX1093) 2006 F-150 VIN# 1FTRX14W36NB06008					
Date	Jan. Mileage	Feb. Mileage	Description of Work Performed	Total Cost	Total this FY
	203,477	203,484			
			Total Monthly Cost:	\$0.00	\$0.00
Training 2013 Tahoe (6317GB) VIN# 1GNSK2E02DR158744					
Date	Jan. Mileage	Feb. Mileage	Description of Work Performed	Total Cost	Total this FY
	125,260	125,674			
			Total Monthly Cost:	\$0.00	\$139.46
District Reserve 1 2014 Tahoe (2718GC) VIN# 1GNSK2E07ER157865					
Date	Jan. Mileage	Feb. Mileage	Description of Work Performed	Total Cost	Total this FY
	154,195	154,269			
			Total Monthly Cost:	\$0.00	\$0.00
SORT Command (2826GC) 2015 Chevy 2500HD VIN# 1GC1KUEG3FF552139					
Date	Jan. Mileage	Feb. Mileage	Description of Work Performed	Total Cost	Total this FY
1/24/2025	148,045	148,924	Serviced & Inspected	\$72.84	
			Total Monthly Cost:	\$72.84	\$72.84
District Reserve 2 2017 Tahoe (5098GE) VIN# 1GNSKFEC8HR326054					
Date	Jan. Mileage	Feb. Mileage	Description of Work Performed	Total Cost	Total this FY
1/28/2025	75,185	76,671	Service & Inspected	\$96.17	

EMS Maintenance Report

For the Month February

2025

			Total Monthly Cost:	\$96.17	\$316.76
District 2 2020 Tahoe (1106GG) VIN# 1GNSKFEC5LR305168					
Date	Jan. Mileage	Feb. Mileage	Description of Work Performed	Total Cost	Total this FY
1/21/2024	103,574	104,987	Replaced transmission thermal bypass valve	\$140.84	
1/28/2025			Serviced & Inspected	\$96.17	
			Total Monthly Cost:	\$237.01	\$5,650.96
District 3 2019 Tahoe (8554GF) VIN# 1GNSKFEC8KR401553					
Date	Jan. Mileage	Feb. Mileage	Description of Work Performed	Total Cost	Total this FY
	135,519	138,084			
			Total Monthly Cost:	\$0.00	\$1,173.31
District 1 2019 Tahoe (8531GF) VIN# 1GNSKFEC9KR369762					
Date	Jan. Mileage	Feb. Mileage	Description of Work Performed	Total Cost	Total this FY
	99,703	100,792			
			Total Monthly Cost:	\$0.00	\$402.53
EMS Command 2024 F250 (7166GI) VIN# 1FT7W2BN9REC64013					
Date	Jan. Mileage	Feb. Mileage	Description of Work Performed	Total Cost	Total this FY
	11,919	13,548			
			Total Monthly Cost:	\$0.00	\$304.18
Temp Fire Chief Loaner 2016 Tahoe (5804GZ) VIN# 1GNSKFEC8GR396457					
Date	Jan. Mileage	Feb. Mileage	Description of Work Performed	Total Cost	Total this FY
	87,563	88,644			
			Total Monthly Cost:	\$0.00	\$331.31
EMS Chief 2022 Ford F-350 (7304GH) VIN# 1FT8W3BT6NEE22035					
Date	Jan. Mileage	Feb. Mileage	Description of Work Performed	Total Cost	Total this FY
	22,318	23,001			
			Total Monthly Cost:	\$0.00	\$138.17
Operations Asst. Chief 2024 F250 (7167GI) VIN# 1FT7W2BN4REC62461					
Date	Jan. Mileage	Feb. Mileage	Description of Work Performed	Total Cost	Total this FY
	10,741	11,839			
			Total Monthly Cost:	\$0.00	\$305.39

**EMS Maintenance Report
For the Month February
2025**

Administration Asst. Chief 2021 Expedition (1934GH) VIN# 1FMJU1JT1MEA59232					
Date	Jan. Mileage	Feb. Mileage	Description of Work Performed	Total Cost	Total this FY
	22,330	23,575			
			Total Monthly Cost:	\$0.00	\$176.48
Fleet/Facilities Manager (9423-GH) 2023 International CV515 VIN# 1HTKTSWK9PH149753					
Date	Jan. Mileage	Feb. Mileage	Description of Work Performed	Total Cost	Total this FY
1/22/2025	29,876	31,287	Serviced & Inspected	\$93.58	
			Total Monthly Cost:	\$93.58	\$611.64
Facilities (7154-GI) 2023 Chevy Express 2500 Van VIN# 1GCWGAFP7P1234883					
Date	Jan. Mileage	Feb. Mileage	Description of Work Performed	Total Cost	Total this FY
2/4/2025	17,633	18,629	Serviced & Inspected	\$65.40	
			Total Monthly Cost:	\$65.40	\$300.50
EMS Utility (5170-GA) 2012 F-450 FLEET/FACILITIES VIN# 1FDUF4GT4CEA71907					
Date	Jan. Mileage	Feb. Mileage	Description of Work Performed	Total Cost	Total this FY
	261,788	261,788			
			Total Monthly Cost:	\$0.00	\$7,181.16
2004 John Deere 6X4 UTV					
Date	Jan. Mileage	Feb. Mileage	Description of Work Performed	Total Cost	Total this FY
			Total Monthly Cost:	\$0.00	\$0.00
2016 Polaris 800 6X6 UTV VIN# 4XARAA761GT734036					
Date	Jan. Mileage	Feb. Mileage	Description of Work Performed	Total Cost	Total this FY
			Total Monthly Cost:	\$0.00	\$0.00
2024 Polaris 1000 4x4 UTV Vin# 4XARSE99XR8453791					
Date	Jan. Mileage	Feb. Mileage	Description of Work Performed	Total Cost	Total this FY
			Total Monthly Cost:	\$0.00	\$0.00
AMBU-BUS VIN# 1BAAKCSA7TF070743					
Date	Jan. Mileage	Feb. Mileage	Description of Work Performed	Total Cost	Total this FY

EMS Maintenance Report

For the Month February

2025

	201,319	201,319			
			Total Monthly Cost:	\$0.00	\$0.00
Totals					
Parts Cost	July	\$980.37		Month Total	Grand Total FY
	August	\$1,920.14		\$1,966.82	\$62,273.25
	September	\$3,372.30			
	October	\$1,295.38	Allocated Funding	\$95,000.00	
	November	\$405.13	Total FY 2024-2025 Expenditures Incl Parts	\$70,720.15	
	December	\$343.76	Remaining Fund Balance	\$24,279.85	
	January	\$36.98	Percentage of Budget Exhausted	74%	
	February	\$92.84	Percentage of Budget Remaining	26%	
	March				
	April				
	May				
	June				
Total FY 24-25		\$8,446.90			



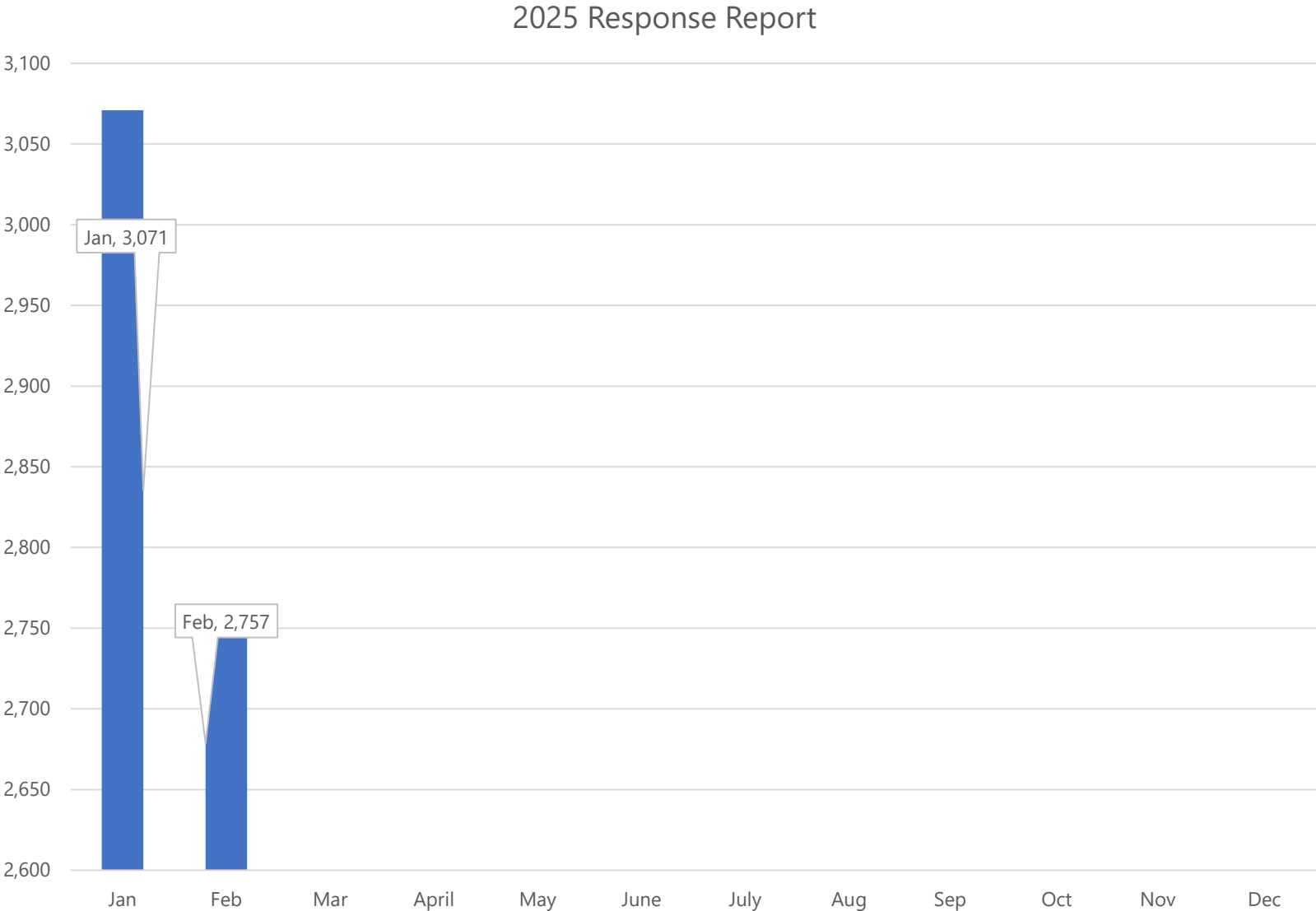
EMS Response Report for February 2025

A creative way to visually report EMS
Data.

2024 EMS Monthly Response Report

Total call volume by month:

- January 3071
- February 2757



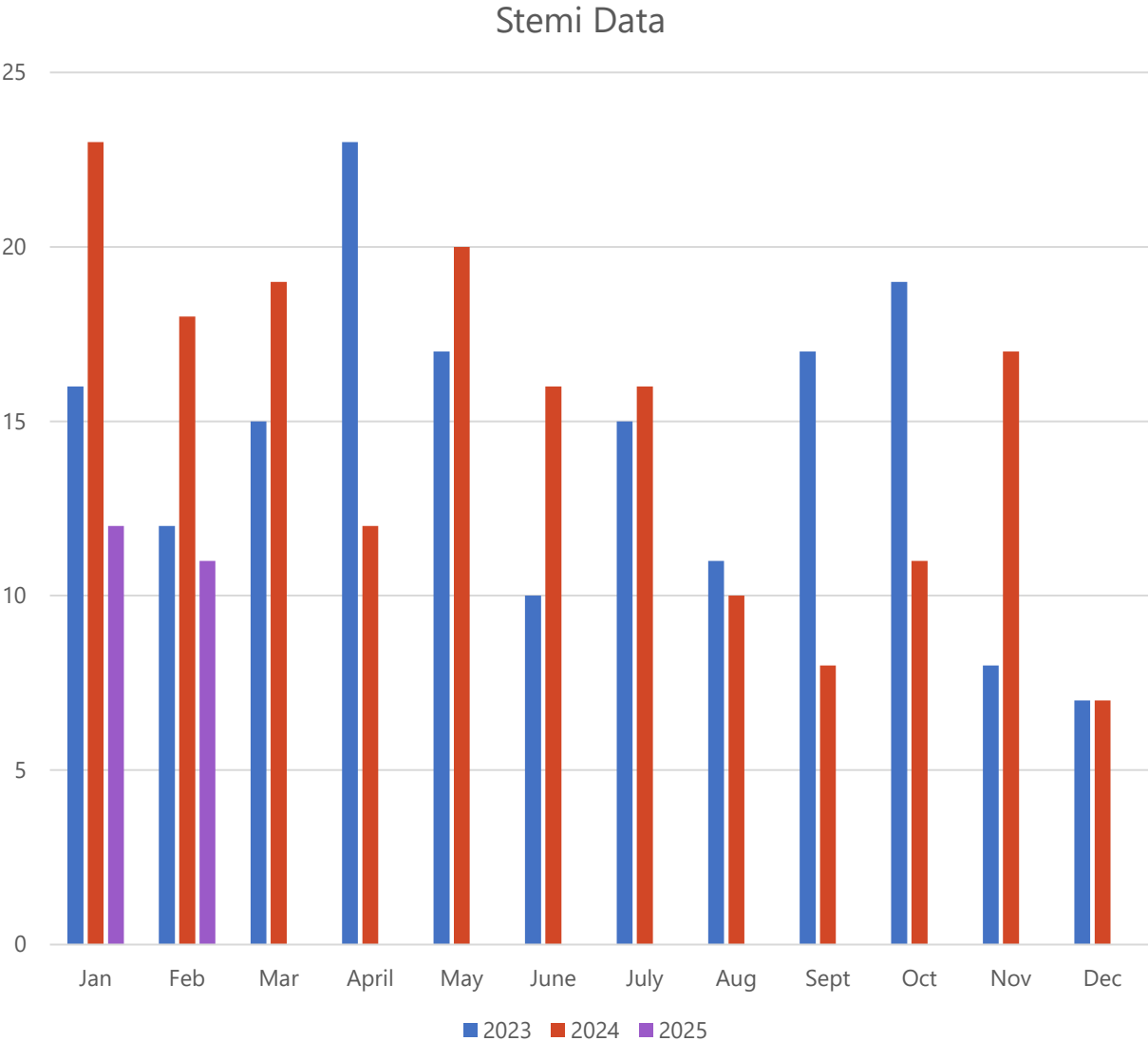
Clinical Reports



STEMI Report

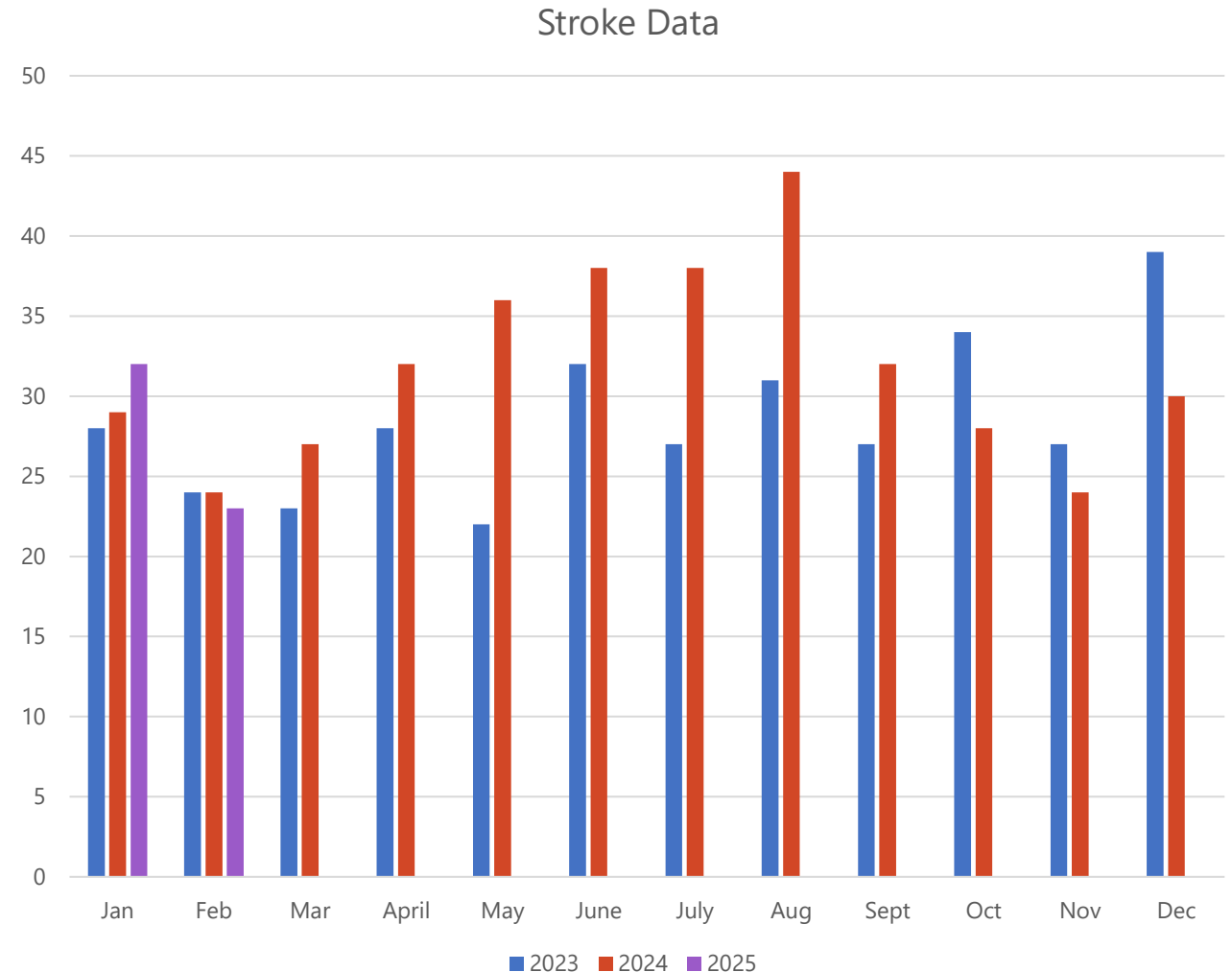
STEMI is defined as a **ST** segment **E**levation on our cardiac monitor.

Also known as a **M**yocardial **I**nfarction, or an active heart attack.



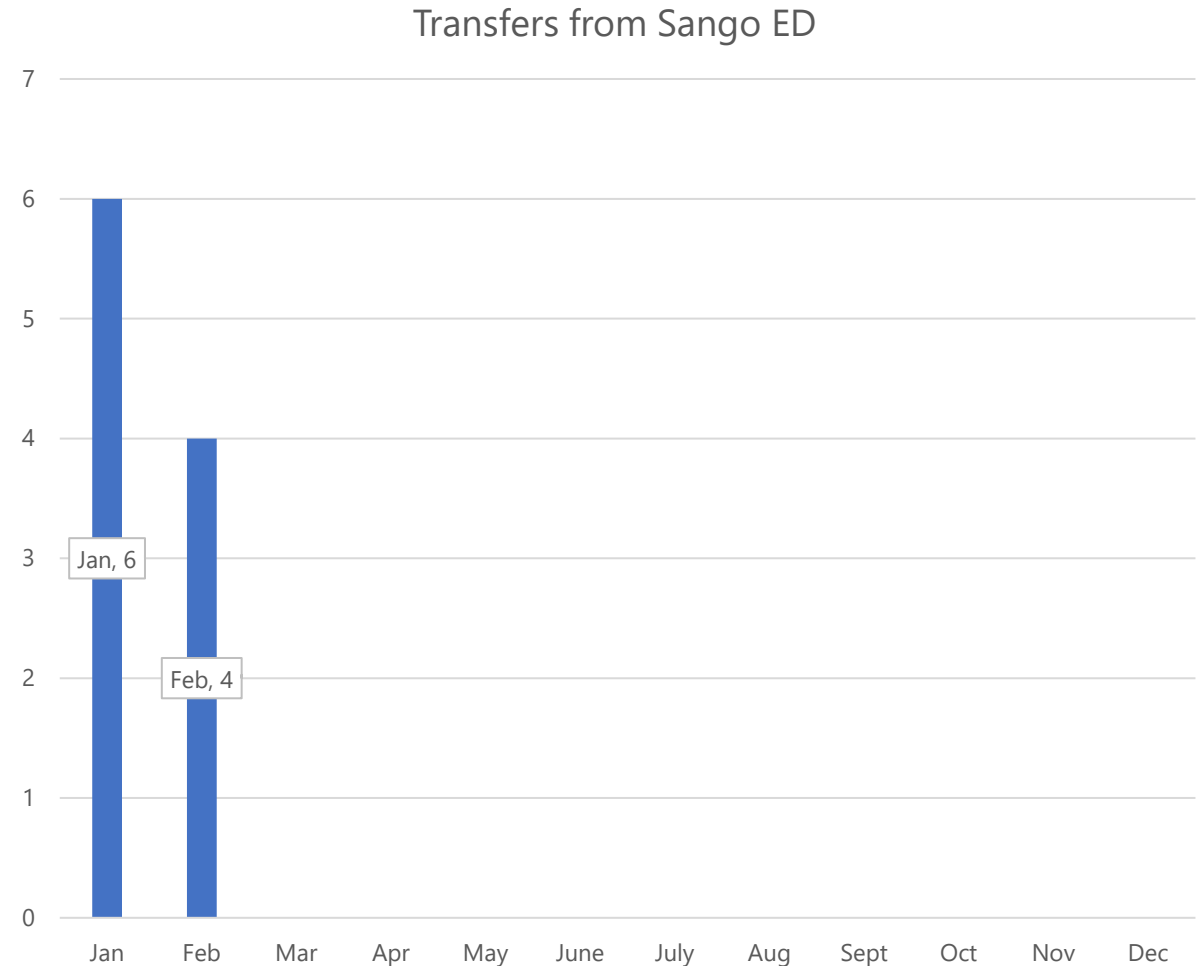
Clinical Reports Continued

- **Cerebral Vascular Accident**
- CVA is a Stroke: A Stroke is when a portion of the brain is not receiving blood flow.
- The majority of Strokes are caused by occlusions or blood clots in a similar mechanism as a heart attack.



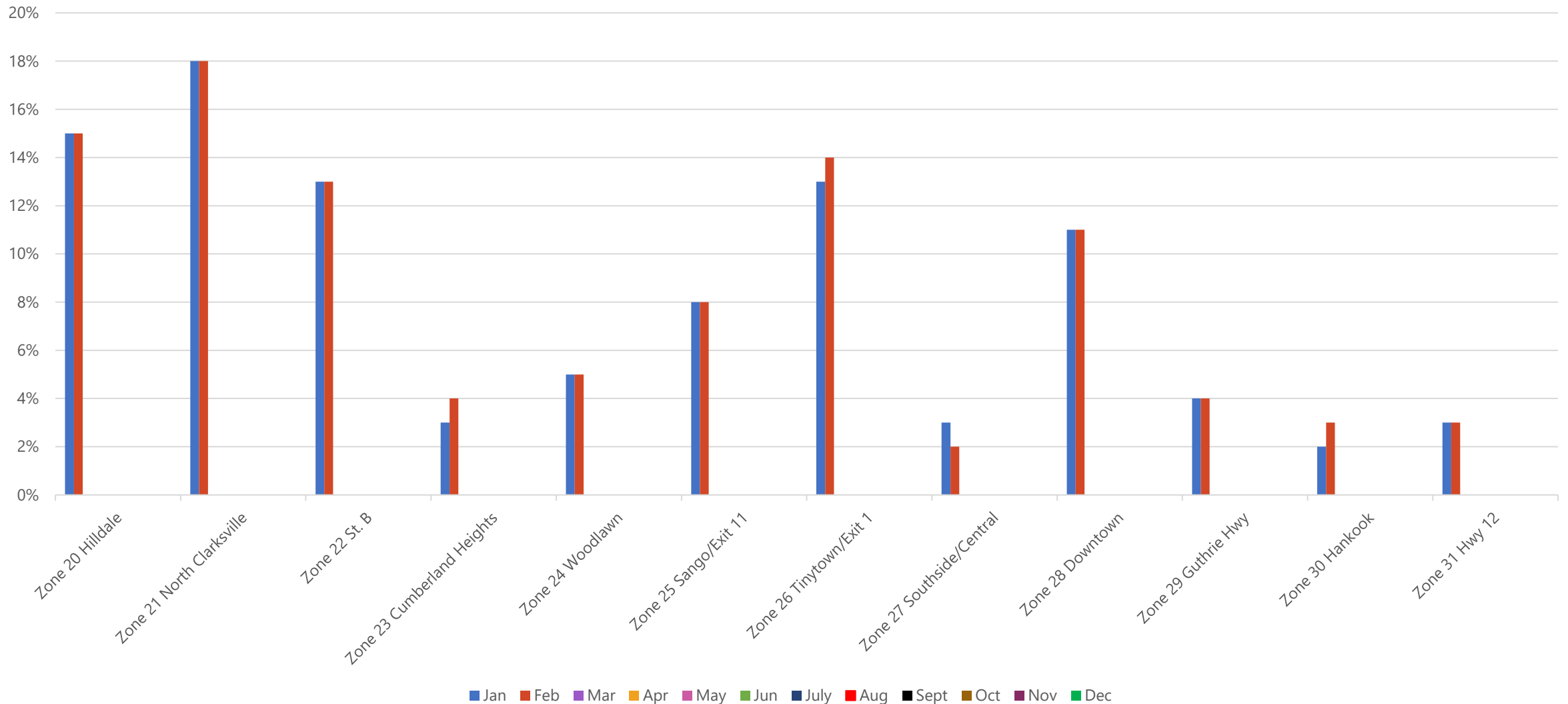
Transfers from Sango Emergency Department

- Transfers from Sango ED occur when no other resource is available, and the patient meets established clinical criteria for an immediate transfer to the main facility or a higher level of care at a Nashville facility.
- Examples:
 - Needing flight
 - STEMI
 - Emergent OB
 - Emergent Surgery

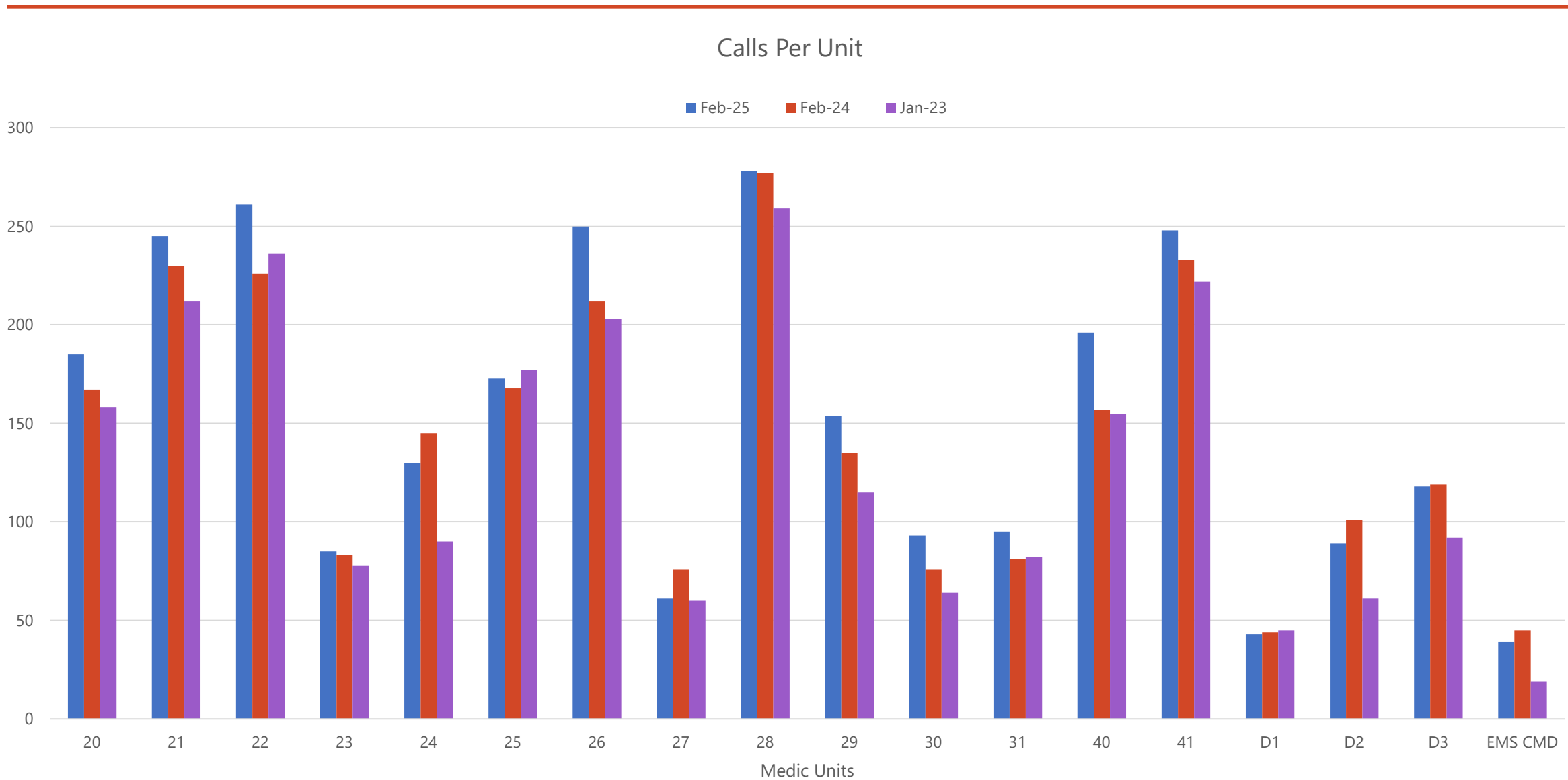


2025 Zone Responses

2025 Zone Response Percentages



Total Responses by Units



Other Monthly Statistics/Information

- 19 Coroner Cases worked for the month
- Hosted Adult Leadership Clarksville
- Visited Montgomery Central High School for Career Day
- Some of our Leadership attended the annual TASA conference
- Presented at APSU
- Will be recognized with a star of life award in April.
- Will have our state health grant heard at the April budget meeting and county commissioner meeting
- Current Openings:
 - 0 Full-time AEMT and 1 Part-time AEMT
 - 3 Full-time Paramedic and 1 Part-time
 - One Paramedic completed training on 19 Feb 2025
 - Next New Hire class begins 24 Mar 2025 1-Paramedic, 2-AEMT's



Montgomery County Emergency Medical Services Financial Report for the Month
of: Feb 2025

Total Charges		Total Collections					
	Total Amount Charged	Private Pay	Insurance	Medicaid	Medicare	Tennova	Total Collection By Month
Jul	\$1,418,072.00	\$39,222.93	\$266,325.48	\$90,883.55	\$263,826.17	\$0.00	\$660,258.13
Aug	\$1,255,585.83	\$34,595.37	\$303,927.94	\$104,716.54	\$171,551.26	\$0.00	\$614,791.11
Sep	\$1,136,073.81	\$36,547.56	\$291,852.14	\$174,672.88	\$142,491.23	\$0.00	\$645,563.81
Oct	\$1,387,037.39	\$26,615.91	\$249,634.77	\$88,152.16	\$234,458.22	\$0.00	\$598,861.06
Nov	\$1,157,775.00	\$38,709.99	\$313,922.37	\$182,649.52	\$454,676.13	\$16,428.80	\$1,006,386.81
Dec	\$1,376,863.25	\$28,389.54	\$306,447.52	\$89,347.36	\$326,687.78	\$0.00	\$750,872.20
Jan	\$1,387,261.45	\$39,635.44	\$205,530.87	\$109,009.91	\$244,286.89	\$6,395.60	\$604,858.71
Feb	\$1,174,072.23	\$34,016.46	\$185,997.30	\$82,736.16	\$226,530.57	\$4,157.20	\$533,437.69
Mar							\$0.00
Apr							\$0.00
May							\$0.00
Jun							\$0.00
Total	\$10,292,740.96	\$277,733.20	\$2,123,638.39	\$922,168.08	\$2,064,508.25	\$26,981.60	\$5,415,029.52

Credit Bureau		Contractual Writeoffs				
	Placements	Collections	Insurance	Medicaid	Medicare	Total
Jul	\$0.00	\$11,877.00	\$66,250.65	\$140,299.92	\$274,394.43	\$480,945.00
Aug	\$0.00	\$8,102.00	\$44,522.20	\$128,055.97	\$174,615.83	\$347,194.00
Sep	\$371,559.00	\$9,433.00	\$52,037.74	\$160,700.79	\$176,587.26	\$389,325.79
Oct	\$265,876.00	\$10,928.00	\$57,691.25	\$116,973.39	\$240,854.10	\$415,518.74
Nov	\$0.00	\$6,743.00	\$53,179.84	\$103,825.89	\$450,305.13	\$607,310.86
Dec	\$265,229.00	\$8,743.00	\$46,483.13	\$84,871.46	\$277,890.22	\$409,244.81
Jan	\$240,576.00	\$11,356.00	\$60,147.80	\$157,975.82	\$269,835.69	\$487,959.31
Feb	\$260,269.00	\$5,702.00	\$35,970.86	\$107,328.18	\$271,575.27	\$414,874.31
Mar						\$0.00
Apr						\$0.00
May						\$0.00
Jun						\$0.00
Total	\$1,403,509.00	\$72,884.00	\$416,283.47	\$1,000,031.42	\$2,136,057.93	\$3,552,372.82

Projected Collections **\$7,300,000.00**
YTD Collections **\$5,415,029.52**
Projection Remaining **\$1,884,970.48**
% of FY Exhausted **66.67%**

